



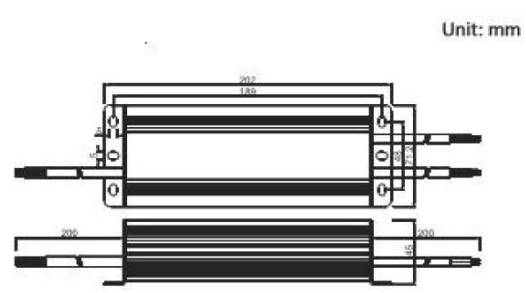
Waterproof power supply (C.V.)
Part No. GMFP-12-100W/GMFP-24-100W
Size: 202*71*45mm



Product Features:

- Compact size, easy for installation
- High transfer efficiency
- Wide input range
- Stable constant voltage output
- IP67, both indoor & outdoor use suitable
- 100% full loading, 100% burn-in tested
- Overload/short circuit protection

Physical Drawing



Brief Information
100W
Waterproof Power Supply (C.V.)
Input 170~250V AC
Output 12VDC 8.33A 100W / 24VDC 4.17A 100W

Product Features

- Compact size, easy for installation
- High transfer efficiency
- Wide input range
- Stable constant voltage output
- IP67, both indoor & outdoor use suitable
- 100% full loading, 100% burn-in tested
- Overload/short circuit protection



MAIN ELECTRICAL DATA

AC Input

Input Voltage	170~250V
Input Frequency	50/60Hz
Efficiency (Typ.)	86%
Input Current	230V: 0.93A _{max}
Inrush Current	40A
Leakage Current	3mA/230VAC

DC Output

Output Voltage	12V	24V
Rated Current	8.33A	4.17A
Rated Power	100W	100W
Ripple & Noise (Max.)	<100mVp-p	<100mVp-p
Setup, Rise Time	1500ms/230VAC	1500ms/230V
Line Regulation	1%	1%
Load Regulation	1%	1%

Service Environment

Working Temp.	-30°C~50°C
Working Humidity	20~95%RH
Storage Temp.	-40°C~80°C
Storage Humidity	10~95%RH

Packaging Information

Product Dimension	202*71*45mm
Products Net Weight	1000G
PCS/Carton(QTY)	10 PCS
Master Carton Size	27*24*20cm
G. Weight/ Carton	11KG

Protection

Overload	Yes, active when loading is over 110~120% Output Voltage drops if overloaded
Short Circuit	Yes, hiccup mode, recovers automatically after fault condition is removed

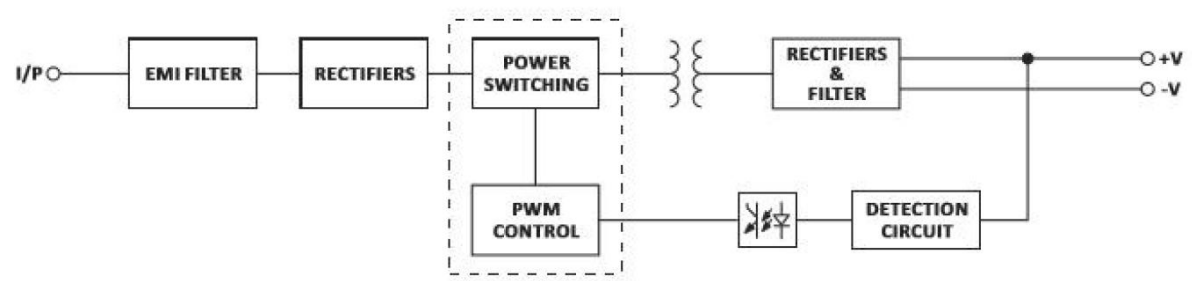
Safety

Safety Standard	EN 61347-2-13
Withstand Voltage	I/P-O/P: 3750VAC/1min/<5mA
Isolation Resistance	I/P-O/P: >100M Ohms / 500VDC /25°C / 70%RH

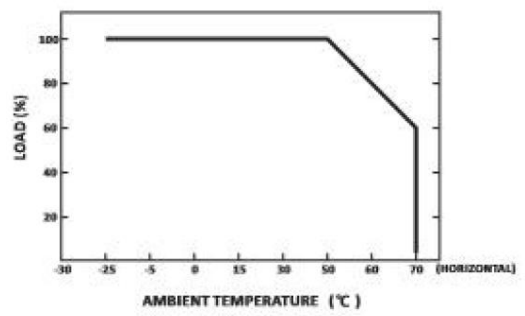
Installation Tips:

- Please identify the power supply's input and output before installation.
- Ensure correct output + & - wire connection.
Power on after wire connection is done.
- To avoid voltage drop and loading capacity wasting on the output extension wire, please install the power supply to the loading as near as possible, if must use long extension wires, thicker wires and less loading wattage is required.
- The power supply to be installed at good ventilation and cooling environment.

Block Diagram



Derating Curve



Static Characteristics

